



### District Report Card: 2017


<b>State:</b> Delhi	<b>District:</b> North East Delhi
<b>Class:</b> 8	<b>Subject:</b> Mathematics
<b>Schools:</b> 51	<b>Students:</b> 1100


### Participation/Coverage


#### Students

<div>GENDER</div> <div></div>	Boys		Girls	
	Number	%	Number	%
	486	44.18	614	55.82

<div>AREA</div> <div></div>	Rural		Urban	
	Number	%	Number	%
	256	23.27	844	76.73

<div>CATEGORY</div> <div></div>	SC		ST		OBC		GEN	
	Number	%	Number	%	Number	%	Number	%
	144	13.09	8	0.73	86	7.82	862	78.36

<div>CWSN</div> <div></div>	LD	VI	HI	S&LD	ID	Oth
	10	5	6	23	8	64

<div>Management</div> <div></div>	Government		Government-aided	
	Number	%	Number	%
	1100	100.00	0	0.00

### Average Performance of Students in Mathematics (%)

Overall	Gender		Area		Management		Social Group			
	Male	Female	Rural	Urban	Govt.	Aided	SC	ST	OBC	GEN
27.08	26.04	27.90	26.90	27.13	27.08	0.00	27.45	24.17	27.60	26.99

## Performance on Learning Outcomes (LOs)

Learning Outcomes	Description	Average Performance(%)
M601	Solves problems involving large numbers by applying appropriate operations	24.82
M606	Solves problems on daily life situations involving addition and subtraction of fractions / decimals	22.36
M620	Finds out the perimeter and area of rectangular objects in the surroundings like floor of the class room, surfaces of a chalk box etc.	25.30
M621	Arranges given/collected information in the form of table, pictograph and bar graph and interprets them	24.12
M702	Interprets the division and multiplication of fractions	24.36
M705	Solves problems related to daily life situations involving rational numbers	24.27
M706	Uses exponential form of numbers to simplify problems involving multiplication and division of large numbers	17.29
M707	Adds/subtracts algebraic expressions	27.18
M710	Solves problems related to conversion of percentage to fraction and decimal and vice versa	18.61
M717	Finds out approximate area of closed shapes by using unit square grid/graph sheet	34.68
M719	Finds various representative values for simple data from her/his daily life contexts like mean, median and mode	39.15
M721	Interprets data using bar graph	29.89
M801	Generalizes properties of addition, subtraction, multiplication and division of rational numbers through patterns	22.74
M802	Finds rational numbers between two given rational numbers	24.25
M803	Proves divisibility rules of 2, 3, 4, 5, 6, 9 and 11	39.96
M804	Finds squares, cubes, square roots and cube roots of numbers using different methods	23.87
M808	Uses various algebraic identities in solving problems of daily life	37.41
M812	Verifies properties of parallelogram and establishes the relationship between them through reasoning	23.44
M818	Finds surface area and volume of cuboidal and cylindrical object	18.05
M819	Draws and interprets bar charts and pie charts	28.82

Range of Performance of Students who Answered Correctly							
Below 30%		30% - 50%		50% - 75%		Above 75%	
Number	%	Number	%	Number	%	Number	%
668	60.73	370	33.64	59	5.36	3	0.27

## Lowest Performing Learning Outcomes (LOs)

- 1 - Uses exponential form of numbers to simplify problems involving multiplication and division of large numbers (17.29)
- 2 - Finds surface area and volume of cuboidal and cylindrical object (18.05)
- 3 - Solves problems related to conversion of percentage to fraction and decimal and vice versa (18.61)

4 - Solves problems on daily life situations involving addition and subtraction of fractions / decimals (22.36)

5 - Generalizes properties of addition, subtraction, multiplication and division of rational numbers through patterns (22.74)